



# Musical Activities


*for EYFS /KS1*



EYFS Sounds We Hear Activity

A short activity for EYFS and KS1 children to support their music curriculum.


Open your window or go out into your garden. What can you hear?

	birds
---	-------


✓	✗
<input type="checkbox"/>	<input type="checkbox"/>

	wind
---	------


<input type="checkbox"/>	<input type="checkbox"/>
--------------------------	--------------------------

	cars
---	------


<input type="checkbox"/>	<input type="checkbox"/>
--------------------------	--------------------------

	sirens
--	--------

<input type="checkbox"/>	<input type="checkbox"/>
--------------------------	--------------------------

	lawnmower
---	-----------

<input type="checkbox"/>	<input type="checkbox"/>
--------------------------	--------------------------

	horn
---	------

<input type="checkbox"/>	<input type="checkbox"/>
--------------------------	--------------------------

	rain
---	------

<input type="checkbox"/>	<input type="checkbox"/>
--------------------------	--------------------------

Can you draw  
your favourite  
sound in the  
box?



## EYFS / KS1 Music Word Search



music  
fun  
high  
low  
drum  
sing  
violin  
trumpet  
flute

Once you have finished  
the word search, can you  
draw a picture of an  
instrument you know?



## An Indoor Musical Scavenger Hunt

A fun activity to support EYFS and KS1 and their musical learning.

### What you will need:

A Tupperware box with a lid

Some 'drumsticks' – a spoon, a chopstick, a pen etc

A copy of the box below (you can draw this if you don't have a printer!)

### Next steps:

Go on a learning walk around the house, remember to sing as you go! "Follow my leader" is a fun song to start you off. Collect the following:

- A sock or other small item of clothing
- A handful of coins
- A small toy (try an LOL doll or a small car)
- Some tissue, toilet or printer paper (a small piece is fine)
- Two other interesting things

### Now for the music!

Put one object at a time into your box and put the lid on then hit it with your drumsticks. Now, fill out the grid below.

Item	Loud?	Quiet?
Pompoms from the craft box		✓

### Follow on activities:

- Can you make a loud sound? Or a quiet sound?
- Can you draw what items you found and sound out the first letter?
- Can you draw a map of where you walked?
- Can one person tap on the box whilst another person makes up a fun dance in time?



## An Outdoor Musical Scavenger Hunt

A fun activity to support EYFS and KS1 and their musical learning.

### What you will need:

A Tupperware box with a lid

Some 'drumsticks' – a spoon, a chopstick, a stick from the garden etc

A copy of the box below (you can draw this if you don't have a printer!)

### Next steps:

Head into the garden (remember to sing as you walk; "follow my leader" is a fun song!) or on your daily walk and find:

- A feather
- A stone
- A handful of grass
- Some small stones
- Two other interesting things

### Now for the music!

Put one object at a time into your box and put the lid on the hit it with your drumsticks. Now, fill out the grid below.

Item	Loud?	Quiet?
Pine cone	✓	

### Follow on activities:

- Can you make a loud sound? Or a quiet sound?
- Can you draw what items you found and sound out the first letter?
- Can you draw a map of where you walked?
- Can one person tap on the box whilst another person makes up a fun dance in time?



## EYFS: Vivaldi Listening and Responding Activity


Listening to music is important for us all. Throughout this activity, encourage your child to describe what they can hear and feel. Use basic words like **loud, quiet, happy, sad, running, walking, high sound, low sound, calm, exciting**.

### Listening

Listen to Vivaldi Four Seasons: Spring. This link <https://youtu.be/l-dYNttdgI0> will take you to a YouTube recording, but you can find your own if you like.

### Responding

Encourage your child to draw what they can hear or feel as they listen. You can use the box below or draw your own if you don't have a printer.



### Follow on activities

- If you have a garden, or a space to walk outside, take a bucket or bag and collect some nature items that remind you of spring. You could always take photos of the flowers or lambs you see! Bring the smaller items home and make your own nature collage. Encourage your child to talk about other things they might see at springtime.
- Collect some leaves and make leaf rubbings. This is a great tutorial: <https://youtu.be/W66TAqCT4hc>
- Try our Indoor or Outdoor Scavenger Hunt using the items you collect!
- Shout out some springtime animals and encourage your child to move like them.



# EYFS Music Bingo!

See how many you can tick off.

Let us know when you've got BINGO!

<p>Sing a favourite song together – with the actions!</p> 	<p>Create an instrument with household items and play along to your favourite song.</p>	<p>Do the video “The Sid Shuffle” on our YouTube playlist.</p> 	<p>Listen to “Storm” on BBC Ten Pieces. Draw how it makes you feel.</p> 
<p>Explore “BBC Bring the Noise: Play It” website</p> 	<p>Have a family dance party!</p>	<p>Clap along to the radio. Can you keep in time?</p> 	<p>Draw a rainbow for your window and sing the song.</p> 
<p>Do the video “Move and Freeze” on our YouTube playlist.</p> 	<p>Listen to Vivaldi’s “Spring” and draw a springtime picture.</p> 	<p>Listen out of the window or in the garden. What noises can you hear?</p>	<p>Sing “Baby Shark” with the actions!</p> 



## EYFS / KS1 FREE Music Resources

- BBC Bring the Noise: Play It! Get started experimenting with music. Here you can explore the different elements that make up a song, play or clap along with the music, and make and then listen back to your own version: <https://www.bbc.co.uk/teach/bring-the-noise/eyfs-ks1-music-play-it-bring-the-noise/z4sq92p>
- Musical Wonderland is a music and literacy project aimed at children under the age of 5 and their families, developed and delivered by Quench Arts <http://www.musicforearlyyears.co.uk/wp-content/uploads/2018/09/Musical-Wonderland-Activity-Booklet.pdf>
- Concerteenies are releasing home concerts by professional musicians: [https://www.youtube.com/channel/UCsErPP9-JhLN8qJlJtK4AnQ?fbclid=IwAR3vyK9cKc-gHx8j\\_SWHecF4QDJBTTRgpHobDHlk57MSaDvosDjP0r5q9Y](https://www.youtube.com/channel/UCsErPP9-JhLN8qJlJtK4AnQ?fbclid=IwAR3vyK9cKc-gHx8j_SWHecF4QDJBTTRgpHobDHlk57MSaDvosDjP0r5q9Y)
- Fischy Music are running a music assembly every Monday morning at 11am, to get you singing and moving: [https://www.youtube.com/user/Fischymusic?fbclid=IwAR3LlwLw76xzJ0\\_nNOoGkTxFGxvaTZ\\_WX5Ln6jdZT26XWYoSTb4uflj6gVnQ](https://www.youtube.com/user/Fischymusic?fbclid=IwAR3LlwLw76xzJ0_nNOoGkTxFGxvaTZ_WX5Ln6jdZT26XWYoSTb4uflj6gVnQ)
- Music + Movement are running a “Family Isolation Activities” page where you can have musical fun as a family: [http://www.musicandmovement.org.uk/family-fun-in-a-tin/?fbclid=IwAR3fxysz\\_skYoATbvHqAb8LhJoKTHBfQVBPgd8OM\\_vf0zGGSZq3WV3z10Cw](http://www.musicandmovement.org.uk/family-fun-in-a-tin/?fbclid=IwAR3fxysz_skYoATbvHqAb8LhJoKTHBfQVBPgd8OM_vf0zGGSZq3WV3z10Cw)
- Ollie Tunmer from Beat Goes On is running a web series of Body Percussion; some of which is suitable for EYFS: <https://www.youtube.com/user/OllieTunmer/playlists>
- Out of the Ark music @ home provides free resources for use: <https://www.outoftheark.co.uk/ootam-at-home/>
- Soundlincs has a great EYFS resource pack to get you started learning at home: <http://www.soundlincs.org/early-years-resource-pack/>
- Cbeebies has a great section of the website devoted to “watch and sing”: <https://www.bbc.co.uk/cbeebies/watch>
- Melody from Cbeebies explores music and you can access this online, too: <https://www.bbc.co.uk/cbeebies/shows/melody>
- Twinkl has some great word searches, colouring pages and more with UKPARENTHELPS for a free trial: <https://www.twinkl.co.uk/>

